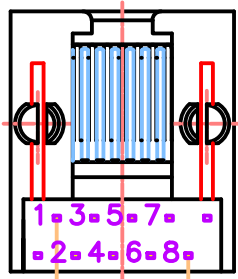
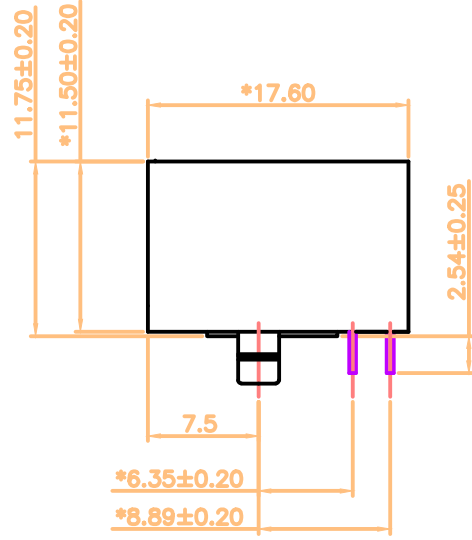
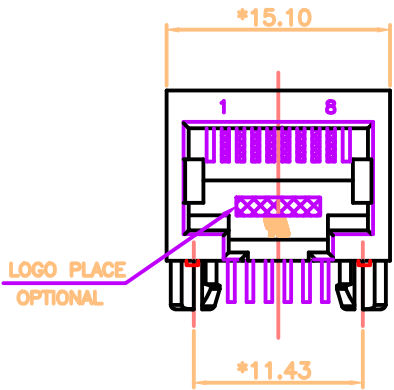
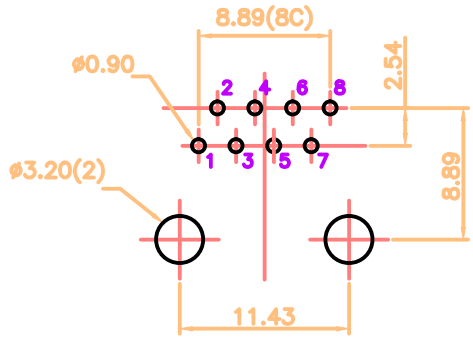


RoHS Compliant



1.27X7=*8.89(8C)



PC Board Layout Component Side Shown
PC Board Thickness=1.6mm
Tolerance±0.05

NOTES:

ELECTRICAL:

- 1. VOLTAGE RATING : 125 VAC RMS.
- 2. CURRENT RATING : 1.5 AMP.
- 3. CONTACT RESISTANCE : 30 MILLIOHMS MAX.
- 4. INSULATION RESISTANCE: 1000 MEGOHMS MIN @ 500 VDC.
- 5. DIELECTRIC STRENGTH : 1000 VDC RMS 60Hz, 1MIN.

MECHANICAL:

- 1. HOUSING MATERIAL : NYLON UL94V-0.
- 2. CONTACT MATERIAL : PHOSPHOR BRONZE t=0.35mm.
- 3. PLATING : GOLD PLATING OVER NICKEL.
- 4. OPERATING LIFE : 750 CYCLES MIN.
- 5. PCB RETENTION PRE-SOLDER : 1 LB MIN.
- 6. PCB RETENTION POST-SOLDER: 10 LBS MIN.

ENVIRONMENTAL:

- 1. STORAGE : -40°C TO +85°C.
- 2. OPERATION: -40°C TO +85°C.
- 3. WAVE SOLDERING TEMPERATURE: 260°C/10 SECONDS.

MATES WITH MODULAR PLUG CONFORMING TO
FCC PART 68, SUBPART F.
PART NUMBER: ZW268X-6AXXS1X

NO. OF CONTACT
8-8 CONTACTS

1-3u" 2-6u" 3-15u"
4-30u" 5-50u" F-GOLD FLASH
27-W/ZSNOW LOGO, NYLON BLACK

Inspection Item :Cp/Cpk and SPC Control Item	DIMENSION IN mm [Inch]		ZSNOW ELECTRONIC CO., LTD	
	TOLERANCE UNLESS OTHERWISE SPECIFIED		PART NUMBER	DRAWING NUMBER
	.X± 0.30 X."± 2.0"		SEE NOTE	ZW268X-6AXXS1X-14
	.XX± 0.20 .X"± 1.0"		TITLE	
XXX± 0.10		11.5 SIDE ENTRY PCB GANG JACK 10P		
APPROVE	CHECK	DATE	PROJ.	SHEET 1 OF 1
TM 06/18/20'	HAPPY 06/18/20'	ZERO 06/18/20'	SCALE 3:1	SIZE A4 NEW P1

THIS INFORMATION IS CONFIDENTIAL AND IS DISCLOSED TO YOU ON CONDITION THAT NO FURTHER DISCLOSURE IS MADE BY YOU TO OTHER THAN ZSNOW ELECTRONICS. PERSONAL WITHOUT WRITTEN APPROVAL FROM ZSNOW ELECTRONICS CO., LTD.